

Name

January // 2012

Profit & Loss Statement	Jan//12	Feb//12	Mar//12	1Q//12	Apr//12	May//12	Jun//12	2Q//12	Jul//12	Aug//12	Sep//12	3Q//12	Oct//12	Nov//12	Dec//12	4Q//12	YTD Jan	Full Year
<b>Revenue/ Sales</b>																		
Shop Sales	16,183	15,621	19,295	51,099	14,827	13,189	17,424	45,440	14,686	14,687	16,489	45,862	14,986	14,986	18,547	48,519	16,183	190,920
				0				0				0				0	0	0
				0				0				0				0	0	0
				0				0				0				0	0	0
				0				0				0				0	0	0
Grant/Loan Funding				0				0				0				0	0	0
				0				0				0				0	0	0
Other Sales				0				0				0				0	0	0
Other Sales				0				0				0				0	0	0
<b>Total Revenue</b>	<b>16,183</b>	<b>15,621</b>	<b>19,295</b>	<b>51,099</b>	<b>14,827</b>	<b>13,189</b>	<b>17,424</b>	<b>45,440</b>	<b>14,686</b>	<b>14,687</b>	<b>16,489</b>	<b>45,862</b>	<b>14,986</b>	<b>14,986</b>	<b>18,547</b>	<b>48,519</b>	<b>16,183</b>	<b>190,920</b>
<b>Cost of Goods Sold</b>																		
Staff Training				0				0				0				0	0	0
Purchases for sale	12,056	11,930	14,738	38,724	11,353	10,106	13,336	34,795	11,228	11,228	12,633	35,089	11,453	11,453	15,995	38,901	77,448	147,509
Rates			1,000	1,000			1,000				1,000	1,000			1,000	1,000	1,000	4,000
Water Rates			51	51			51	51			51	51			51	51	0	204
VAT	0	0	0	0	0	0	0	0			0	0			0	0	0	
Other Cost of Sales				0				0				0				0	0	
Other Cost of Sales				0				0				0				0	0	
<b>Total Cost</b>	<b>12,056</b>	<b>11,930</b>	<b>15,789</b>	<b>39,775</b>	<b>11,353</b>	<b>10,106</b>	<b>14,387</b>	<b>35,846</b>	<b>11,228</b>	<b>11,228</b>	<b>13,684</b>	<b>36,140</b>	<b>11,453</b>	<b>11,453</b>	<b>17,046</b>	<b>39,952</b>	<b>78,448</b>	<b>151,713</b>
<b>Gross Profit</b>	<b>4,127</b>	<b>3,691</b>	<b>3,506</b>	<b>11,324</b>	<b>3,474</b>	<b>3,083</b>	<b>3,037</b>	<b>9,594</b>	<b>3,458</b>	<b>3,459</b>	<b>2,805</b>	<b>9,722</b>	<b>3,533</b>	<b>3,533</b>	<b>1,501</b>	<b>8,567</b>	<b>-62,265</b>	<b>39,207</b>
<b>Expenses</b>																		
Salaries (permanent staff)	1,462	1,462	1,462	4,386	1,462	1,462	1,462	4,386	1,462	1,462	1,462	4,386	1,462	1,462	1,462	4,386		17,544
National Insurance	146	146	146	438	146	146	146	438	146	146	146	438	146	146	146	438	146	1,752
Wrapping	30	30	30	90	30	30	30	90	30	30	30	90	30	30	30	90	30	360
Alcohol Licence	200	0	0	200			0	0			0	0			0	0	200	200
Leakage	35	35	35	105	35	35	35	105	35	35	35	105	35	35	35	105	35	420
Rent/Lease	200	200	200	600	200	200	200	600	200	200	200	600	200	200	200	600	200	2,400
Heat Light Power		0	650	650	0	0	650	650	0	650	650	650	0	0	650	650	0	2,600
Insurance	927			927				0				0				0	927	927
Bank Charges	10	10	10	30	10	10	10	30	10	10	10	30	10	10	10	30	10	120
Credit Card Charges	242	242	242	726	242	242	242	726	242	242	242	726	242	242	242	726	242	2,904
Maintenance			40	40				40				40				40	40	160
Computer Maintenance				0			100	100				0			100	100	0	200
Accounting	80	80	80	240	80	80	80	240	80	80	80	240	80	80	80	240	80	960
Postage & Stationary	99	99	99	297	99	99	99	297	99	99	99	297	99	99	99	297	99	1,188
Telephone			129	129				129				129				129	0	516
Internet access	20	20	20	60	20	20	20	60	20	20	20	60	20	20	20	60	30	240
Advertising	30	30	30	90	30	30	30	90	30	30	30	90	30	30	30	90	30	360
Travel Expenses	21	21	21	63	21	21	21	63	21	21	21	63	21	21	21	63	21	252
Sundries	42	42	42	126	42	42	42	126	42	42	42	126	42	42	42	126	42	504
Depreciation IT Equipment	97	97	97	291	97	97	97	291	97	97	97	291	97	97	97	291	97	1,164
IPS Fee	55			55				0				0				0	55	55
Epos Support	55	55	55	165	55	55	55	165	55	55	55	165	55	55	55	165	55	660
Intruder Alarm Maintenance				0				0				0		300		300	0	300
CCTV Maintenance				0				0				0		300		300	0	300
Other expenses				0				0				0				0	0	0
Other expenses				0				0				0				0	0	0
Other expenses			0	0				0				0				0	0	0
Other expenses				0				0				0				0	0	0
Other expenses				0				0				0				0	0	0
<b>Total Expenses</b>	<b>3,751</b>	<b>2,569</b>	<b>3,388</b>	<b>9,708</b>	<b>2,569</b>	<b>2,569</b>	<b>3,488</b>	<b>8,626</b>	<b>2,569</b>	<b>2,569</b>	<b>3,388</b>	<b>8,526</b>	<b>2,569</b>	<b>3,169</b>	<b>3,488</b>	<b>9,226</b>	<b>3,751</b>	<b>36,086</b>
<b>Net Profit</b>	<b>376</b>	<b>1,122</b>	<b>118</b>	<b>1,616</b>	<b>905</b>	<b>514</b>	<b>-451</b>	<b>968</b>	<b>889</b>	<b>890</b>	<b>-583</b>	<b>1,196</b>	<b>964</b>	<b>364</b>	<b>-1,987</b>	<b>-659</b>	<b>-66,016</b>	<b>3,121</b>

**Name**

Full Year // 2012

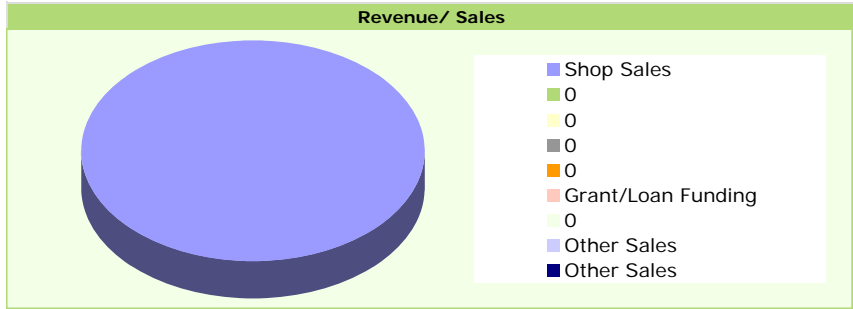
**Profit & Loss Detail**

**Revenue/ Sales**

Shop Sales	
0	
0	
0	
0	
Grant/Loan Funding	
0	
Other Sales	
Other Sales	
<b>Total Revenue</b>	

Full Year	
190,920	
0	
0	
0	
0	
0	
0	
0	
0	
0	
190,920	

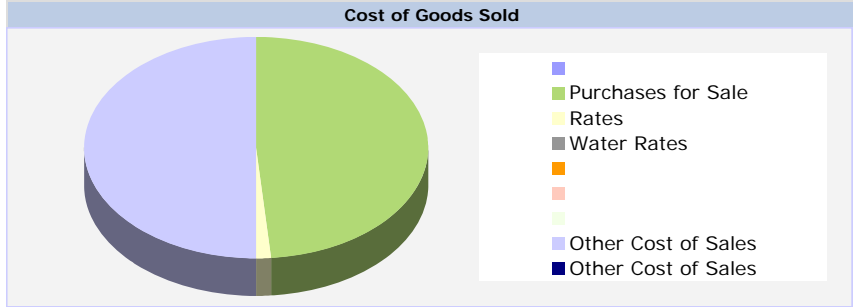
Do not enter category names or data on this sheet (cells reference P&L Statement sheet)



**Cost of Goods Sold**

Purchases for Sale	
147,509	
Rates	
4,000	
Water Rates	
204	
Other Cost of Sales	
151,713	
Other Cost of Sales	
0	
<b>Gross Profit</b>	
39,207	

0	
147,509	
4,000	
204	
0	
0	
0	
0	
151,713	
0	
39,207	



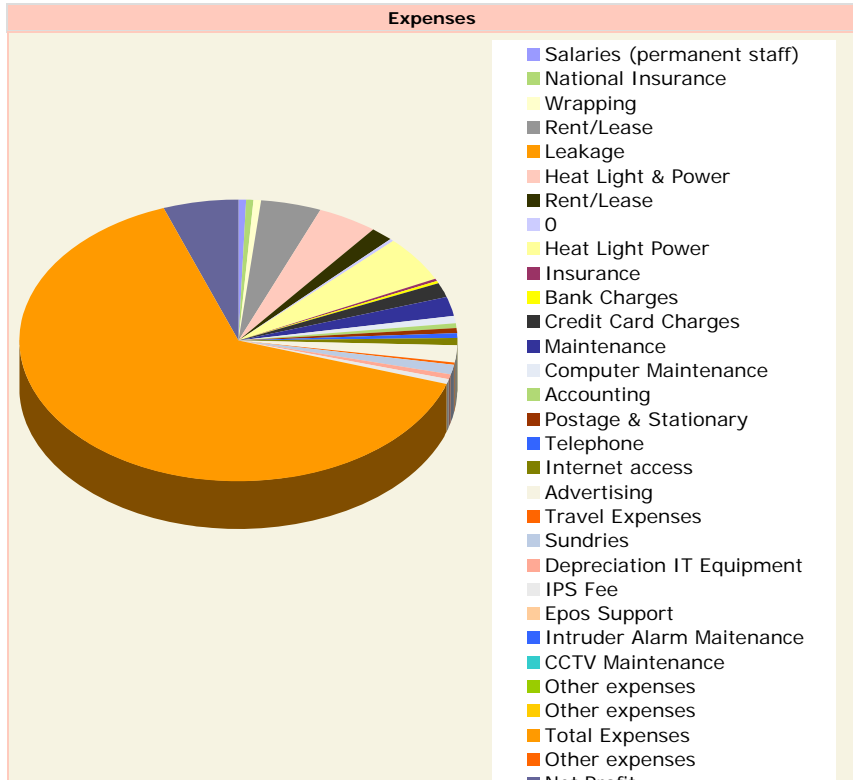
0

0

**Expenses**

Salaries (permanent staff)	360
National Insurance	200
Wrapping	420
Rent/Lease	2,400
Leakage	0
Heat Light & Power	2,600
Rent/Lease	927
0	120
Heat Light Power	2,904
Insurance	160
Bank Charges	200
Credit Card Charges	960
Maintenance	1,188
Computer Maintenance	516
Accounting	240
Postage & Stationary	360
Telephone	252
Internet access	504
Advertising	1,164
Travel Expenses	55
Sundries	660
Depreciation IT Equipment	300
IPS Fee	300
Epos Support	0
Intruder Alarm Maitenance	0
CCTV Maintenance	0
Other expenses	0
Other expenses	0
<b>Total Expenses</b>	36,086
Other expenses	0
<b>Net Profit</b>	3,121

360	
200	
420	
2,400	
0	
2,600	
927	
120	
2,904	
160	
200	
960	
1,188	
516	
240	
360	
252	
504	
1,164	
55	
660	
300	
300	
0	
0	
0	
0	
0	
36,086	
0	
3,121	



0

Name

January // 2012

Do not enter data on this sheet (cells reference P&L Statement sheet)

Profit & Loss Summary	Jan//12	Feb//12	Mar//12	1Q//12	Apr//12	May//12	Jun//12	2Q//12	3Q//12	4Q//12	YTD Jan	Full Year
Revenue/ Sales	16,183	15,621	19,295	51,099	14,827	13,189	17,424	45,440	45,862	48,519	16,183	190,920
Cost of Goods Sold	12,056	11,930	15,789	39,775	11,353	10,106	14,387	35,846	36,140	39,952	78,448	151,713
0	4,127	3,691	3,506	11,324	3,474	3,083	3,037	9,594	9,722	8,567	-62,265	39,207
Expenses	3,751	2,569	3,388	9,708	2,569	2,569	3,488	8,626	8,526	9,226	3,751	36,086
0	376	1,122	118	1,616	905	514	-451	968	1,196	-659	-66,016	3,121

